

# 4-POST & CASE-TYPE

S H E L V I N G   S Y S T E M S




# MAXIMUM FLEXIBILITY

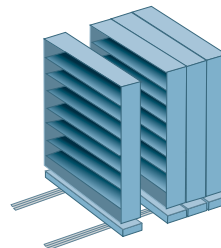
Attractive, versatile and easy to access, Spacesaver 4-Post and Case-Type Shelving are highly adaptable, cost-effective storage solutions for virtually anything you wish to store.

- **Unlimited Shelving Options** Designed to adapt to both stationary and mobile storage applications, Spacesaver's 4-Post and Case-Type Shelving offer you a comprehensive choice of options. To enhance their functional utility, individual shelving units can be equipped with lockable doors, storage and file drawers, bins and pull-out reference shelves, as well as a broad array of storage accessories, accommodating a wide array of media formats.
- **Heavy-Duty Shelving Construction** Spacesaver's 4-Post and Case-Type Shelving Systems are engineered for stability, strength and rugged functionality. For added structural rigidity, shelves are fabricated using cold-rolled steel and used with welded-steel uprights, enabling the systems to support significant loads.
- **Anti-Tip Protection** Our 4-Post and Case-Type Shelving can be equipped with anti-tip devices to help comply with seismic requirements, providing an extra measure of system stability and safety – even in areas prone to earthquakes.
- **Ability to Reconfigure/Expand System** Easily assembled, disassembled and reassembled, Spacesaver Shelving Systems are designed for convenient reconfiguration, relocation or expansion, adapting to your changing needs.
- **Easy Installation** System installation is fast and easy. Thanks to Spacesaver's rivet/keyhole slot self-locking design, no special tools or fasteners are required.
- **Wide Array of Design Options** Spacesaver Shelving Systems are attractive additions to any décor. Available in a wide range of colors, as well as end panel materials and finishes, your design options are virtually unlimited to complement any interior.
- **Durable Paint Finishes** Spacesaver's powder-coat paint finishes are extremely durable, exceeding the stringent scuff, scratch and chip requirements of the American Library Association.

**STATIONARY  
CASE-TYPE & 4-POST SHELVING**



**MOBILE  
CASE-TYPE & 4-POST SHELVING**



# ACCESSORIES



## Double-Face Through Shelf with Centerstop

Helps separate and contain media being stored.



## Bin Divider with Acrylic Bin Front

Compartmentalizes the storage of three-dimensional objects and other media.



## Divider Rods

Designed for convenient, compartmentalized storage.



## Universal Shelf

Unique, patented design allows for attachment of file dividers, bin dividers and divider rods.



## Pull-Out Reference Shelf

For convenience in referencing shelved materials. 50 lb. (23 kg) load capacity.



## Roll-Out Interior Drawer

Can be configured for top-tab hanging folders or open-shelf filing of top or side-tab folders.



## Receding Door

Provides for security of materials on open shelving. Can also be used with Roll-Out Interior Drawer.



## Closed File Drawer

Combines security with space efficiency. Can accommodate letter or legal sized files, hanging folders and more. Quickly accessible.



## Storage Drawer

Accommodates a wide variety of stored media, while providing full accessibility and keyed security. Adjustable bottom dividers available.




## Hanging Files

Provides open-shelf access to all file folders contained in suspended compartments.



## Hinged Doors

Provide protection and security for all materials being housed in the lockable shelving cabinet.




## Aisle Identification Options

Optional range finders and card holders make locating and reshelving of materials fast and easy.



## Label Holder

Optional adhesive label holders can span the shelf up to 47 3/4" long or be cut to enable flexible lengths.



## Hanger Rail

Spans the width of the shelving and has three notches to allow for flexibility in positioning rail(s) depending on the size of items being stored.

# 4-POST SHELVING SYSTEM

## DESIGN FEATURES


**Shelves** Standard 22-gauge (.75 mm) or heavy-duty 18-gauge (1.2 mm) patented universal or plain shelves. For added safety, there are no exposed metal edges. Shelves supported with 11-gauge (3.1 mm) or 14-gauge (1.9 mm) shelf supports.



**Keyholes/Interlocking Rivets** Keyholes at 1-1/2" (38 mm) centers on uprights provide positive lock with shelf support rivets for added strength. No special tools or fasteners are required for assembly.




**Rounded-Post Vertical Uprights** Wrap-around design has no exposed metal edges, providing a clean, smooth appearance. Available in standard "open" style with welded steel spreaders or "closed" style for enhanced strength and appearance.



**No Exposed Holes** Assembled system has no exposed holes or fasteners. All shelves and backs are flush with outside of upright posts.



**Unit-Welded "L" & "T" Uprights** 18-gauge (1.2 mm) steel uprights offered as a 1" (25 mm) wide "L"-shaped end post or a 2" (51 mm) wide "T"-shaped common post.



End Angle "L"




Intermediate "T"



**Front Bases** Optional front bases provide a clean, finished look.



**Aesthetic Flexibility** Optional end-panels are available in laminates, wood veneers and metal, creating a designer appearance.



# CASE-TYPE SHELVING SYSTEM

## DESIGN FEATURES

**Double-Wall Construction** Unit-welded, double-wall uprights extend into the shelf area, preventing stored materials from slipping behind the upright post.



**Rounded-Post Vertical Uprights** Wrap-around design eliminates exposed metal edges, protecting users and stored media.



**Keyholes/Interlocking Rivets** Shelf support rivets lock into upright keyholes on 1-1/2" (38 mm) centers for added strength and easy height adjustment. Simple, self-locking design for easy assembly.



**Shelves** Patented universal and plain 22-gauge (.75 mm) steel. Smooth edges to protect users and stored media.



**Unit-Welded "L" & "T" Uprights** 18-gauge (1.2 mm) steel uprights offered as a 1" (25 mm) wide "L"-shaped end post or a 2" (51 mm) wide "T"-shaped common post.



End Angle "L"




Intermediate "T"



**Front Bases** Optional front bases provide an attractive, finished look.



**Aesthetic Flexibility** Optional end-panels are available in laminates, wood veneers and metal finishes, creating a designer appearance.





Spacesaver Corporation  
1450 Janesville Avenue  
Fort Atkinson, WI 53538-2798  
800.492.3434  
[www.spacesaver.com](http://www.spacesaver.com)