



Modern Design for Creative Cultures



Made (Well) in the USA



Commercial-grade quality



Wide range of colors and personalization options



Meets highest health and environmental standards

Our name says it all. Heartwork was founded on the principles that everyone should do what they love, that great design can inspire and celebrate those pursuits, and that a workspace aligned with your needs can enable both pleasure and productivity.

With a commitment to producing quality, commercial-grade products domestically, Heartwork designs and delivers modern furniture and accessories that reflect your unique values and help shape creative cultures.



Karen John
Founder & CEO



Building Block 2-Unit Workbar with Lockers and Storage Cabinet in White

Collaboration and Storage, Together in One Footprint

Workbars are an easy way to create collaboration spaces with functional storage for your team. By mixing and matching 3 High Building Block units, different configurations can be customized to your needs. We offer standardized surface tops and configurations based on popular requests.

Our Building Block Workbars are:

- **Easy to personalize** in configuration, products, and colors suited to your company culture
- **Flexible** to migrate with you and your growing team, unlike millwork which is permanent and fixed
- **Easily installed** and durable; fully welded and finished on all sides



Left: 4-Unit Workbar with Building Block Storage Cabinets in Teal with Concrete top / T3, San Francisco, CA

Center: 6-Unit Workbar with Building Block Storage Cabinets and Lateral Files in Yellow with Laminate with ply-edge top / Lela Rose, New York, NY



Right: 3-Unit Workbar with Building Block Storage Cabinets in Orange with Concrete top / T3, San Francisco, CA

Building Block Workbar Modules



Choose your storage

- Heavy-duty 18/20 gauge steel
- Supports side-to-side and back-to-back ganging
- Discreet levelers
- 75-pound weight capacity per shelf, drawer, or locker evenly distributed
- Euro hinges with silent soft-close offer a clean look

- Minimal assembly required
- Able to attach custom surfaces for projects
- Made (Well) in the USA
- Exclusive UV-stable colors to mix and match



Choose your surface

Two piece top available with stiffener depending on length or access to freight elevator

3H Storage Cabinet

- Adjustable shelves
- Comes with heart-shaped key for easy identification

3H Lateral File





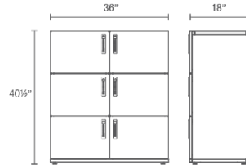
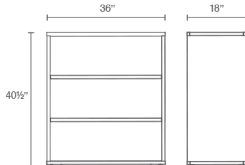
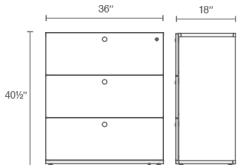
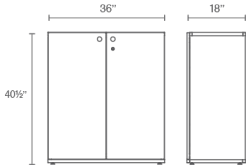
- Accomodates side-to-side letter file storage and front-to-back legal file storage
- Full extension slides
- Drawers interlock for safety
- Comes with heart-shaped key for easy identification

3H Bookcase

- Adjustable shelves

3H Digital Locker

- Features Versa Digilock, ADA or mechanical combo available on request



Laminate with PVC edge (standard)



Laminate with ply edge



Birch ply



Walnut butcher block or plank



Oak butcher block or plank



Maple butcher block or plank

Model
Exterior
SKU

3H Storage Cabinet
36W x 18D x 40½H
BBCAB3H.PX.LVL

3H Lateral File
36W x 18D x 40½H
BBLAT3H.PX.LVL

3H Bookcase
36W x 18D x 40½H
BBBKC3H.PX.LVL

3H Digital Locker
36W x 18D x 40½H
BBLOK3H.PX.LVL

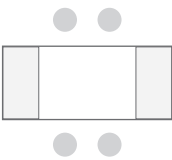
Solutions Menu

A. Workbar 2 Unit Configuration



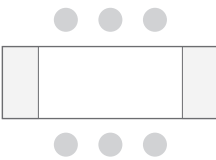
Small

84" x 36", 4 Stools



Medium

108" x 36", 6 Stools



Large

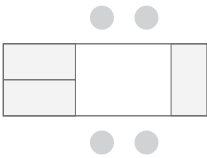
132" x 36", 8 Stools



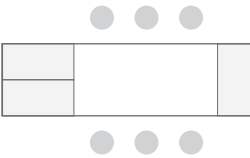
B. Workbar 3 Unit Configuration



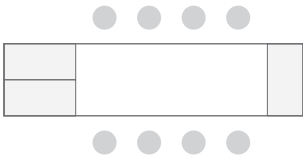
102" x 36", 4 Stools



126" x 36", 6 Stools



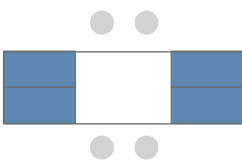
150" x 36", 8 Stools



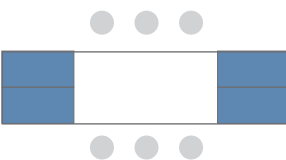
C. Workbar 4 Unit Configuration



120" x 36", 4 Stools




144" x 36", 6 Stools




168" x 36", 8 Stools



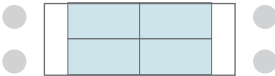
D. Workbar with Extended Surfaces



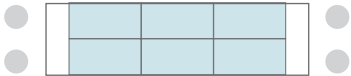
60" x 36"



96" x 36"



132" x 36"



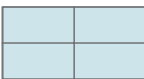
E. Standing Workbar



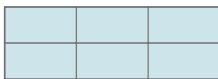
36" x 36"



72" x 36"



108" x 36"



Basic Installation Guide

Here is a general overview of the installation process for a Building Block Workbar. A complete installation guide will be provided with your order.

Each order also includes any necessary hardware.

1. Unpack and place units in intended location. Level each storage unit.
2. Gang storage units together with hardware provided (if applicable).
3. Remove top knockout. Place tops and use pre-drilled inserts and hardware provided to secure tops to storage.
4. Attach stiffener (if applicable, given length of top).
5. Clean with a damp soft cloth.





HEARTWORKK®

Heartwork.com
hello@heartwork.com
(888) 749 7003

Visit our showroom by
making an appointment
via phone or email.

29 West 30th Street
Suite 301
New York, NY 10001