



Modern Design for Creative Cultures



Made (Well) in the USA



Commercial-grade quality



Wide range of colors and
personalization options



Meets highest health and
environmental standards

Our name says it all. Heartwork was founded on the principles that everyone should do what they love, that great design can inspire and celebrate those pursuits, and that a workspace aligned with your needs can enable both pleasure and productivity.

With a commitment to producing quality, commercial-grade products domestically, Heartwork designs and delivers modern furniture and accessories that reflect your unique values and help shape creative cultures.



Karen John
Founder & CEO



Building Block 5H Lockers in Mint and Teal, Sawhorse 60"W 4-Pod
with Mint legs and laminate ply-edge top / Heartwork, New York

Personal Storage Designed for the Evolving Workplace

The future of work is here. Coworking, hot desking and flexible spaces are here to stay, and the cubicle is an antiquated relic of the past. But the need for personal storage persists. Enter lockers: a simple, secure way to offer peace of mind, free up your arms, and keep your running shoes (or that secret chocolate stash) out of sight.

Our Building Block locker solutions are adaptable to a variety of installations, from tucked into an alcove to work bars to fully customizable wall configurations. Digital locks enable dedicated or shared settings for growing teams.

Building Block 36W Digital Lockers are available with casters, levelers or a plinth, and are the perfect solution for the mobile office.

Building Block 15W Digital Locker Walls are a practically customized storage offering, with up to five modular component types to choose from.

Our lockers are:

- **Durable** finished on all sides, fully welded and commercial grade
- **Easily Installed** and simple to maintain
- **Easily Personalized** by door color, type and numbering applications



Above: Building Block 3H 36W Locker with casters in Mint

Right: Building Block 5H 36W Digital Locker Wall in Charcoal, White, and Yellow / ULI, Washington, DC




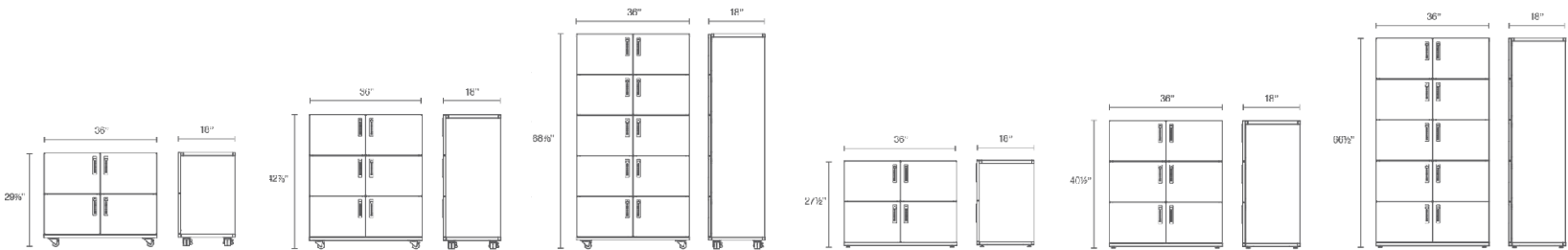
Top: Building Block 5H 36W Digital Lockers in Orange, Blush, and White / Etsy, Brooklyn, NY

Above: Building Block 5H 36W Digital Locker in Mint

Building Block 36W Locker with Casters, Levelers or Plinths



- Heavy-duty 18/20 gauge steel
- Supports wall, side-to-side and back-to-back ganging
- Discreet 2" locking casters, levelers or 2 7/8" plinth available
- 75-pound weight capacity per locker evenly distributed
- Euro hinges with silent soft close offer a clean look
- Minimal assembly required
- Features Versa Digilock, ADA or mechanical combo available on request
- Able to attach custom surfaces for projects
- Made (Well) in the USA
- 11 exclusive UV-stable colors to mix and match



Model	2H Casters (4 Door)	3H Casters (6 Door)	5H Casters (10 Door)	2H Leveler (4 Door)	3H Leveler (6 Door)	5H Leveler (10 Door)
Exterior	36W x 18D x 29 7/8H	36W x 18D x 42 7/8H	36W x 18D x 68 7/8H	36W x 18D x 27 1/2H	36W x 18D x 40 1/2H	36W x 18D x 66 1/2H
Interior (locker unit)	16 1/2W x 16 7/10D x 11 5/8H	16 1/2W x 16 7/10D x 11 5/8H	16 1/2W x 16 7/10D x 11 5/8H	16 1/2W x 16 7/10D x 11 5/8H	16 1/2W x 16 7/10D x 11 5/8H	16 1/2W x 16 7/10D x 11 5/8H
SKU	BBLOK2H.PX.CST	BBLOK3H.PX.CST	BBLOK5H.PX.CST	BBLOK2H.PX.LVL	BBLOK3H.PX.LVL	BBLOK5H.PX.LVL

Building Block 15W Modular Locker Wall with Plinth



- Heavy-duty 18/20 gauge steel
- Supports wall, side-to-side and back-to-back ganging with integrated knockouts
- Configurable in 15W modules
- Required 2 7/8" plinth with levelers in 15W, 30W and 45W configurable options
- 75-pound weight capacity per locker evenly distributed
- Euro hinges with silent soft close offer a clean look
- Minimal assembly required
- Features Versa Digilock, ADA or mechanical combo available on request
- 2-door and Z-door units feature top mounted hooks
- Made (Well) in the USA
- 11 exclusive UV-stable colors to mix and match



2 Door 3 Door 4 Door 5 Door Z Door



Model	5H Plinth (2 Door)	5H Plinth (3 Door)	5H Plinth (4 Door)	5H Plinth (5 Door)	5H Plinth (Z Door)
Exterior	15W x 18D x 66H	15W x 18D x 66H	15W x 18D x 66H	15W x 18D x 66H	15W x 18D x 66H
Interior (locker unit)	12 1/4W x 17D x 31H	12 1/4W x 17D x 20 1/4H	12 1/4W x 17D x 14 3/4H	12 1/4W x 17D x 11 1/2H	12 1/4W, 5 1/4W x 17D x 21 1/4H
SKU	BBLOK5H1WVDIG.P5.LVL	BBLOK5H1WVDIG.P5.LVL	BBLOK5H1WVDIG.P5.LVL	BBLOK5H1WVDIG.P5.LVL	BBLOK5H1WVDIG.P5.LVL

Installation Options

Where and how will your lockers be installed?

Let us support you with our various solutions.

- Locker units come fully welded for simple installation
- Smart plinth design for easy leveling and install
- No drilling required
- Hardware provided

Lock Options

1. Versa Digilock supports dedicated and unassigned users
2. Versa ADA Digilock supports dedicated and unassigned users

Mechanical combo lock or cubby pull available depending on project size for an additional fee.



1.

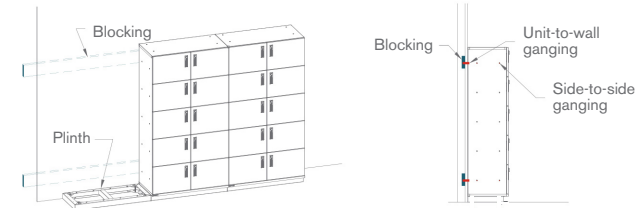


2.

1. Open Wall

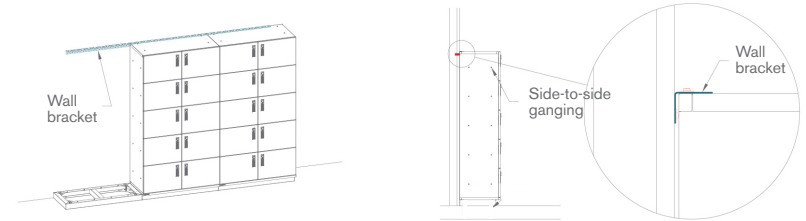
A. Wall-Mounted with Blocking

- Blocking to be provided by contractor.
- Height of blocking corresponds with knock-outs in Heartwork unit to eliminate onsite drilling



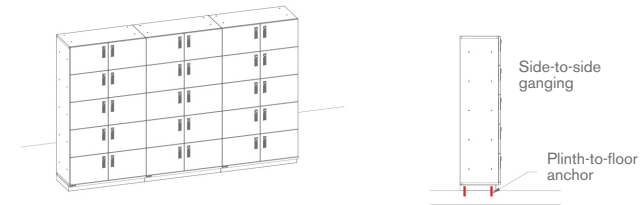
B. Wall-Mounted with Angle Bracket

- Standard galvanized steel bracket(s) provided, 96" each
- Bracket cut on site to ensure two stud mounting locations along span



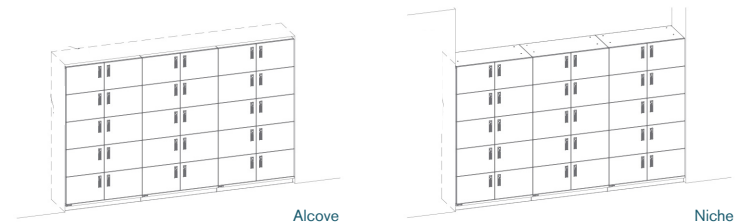
C. Floor Mounted with Anchors

- If A and B are not an option, we recommend floor mounting.
- Anchors are selected and provided with order based on flooring (e.g. wood, cement, carpet, etc.)



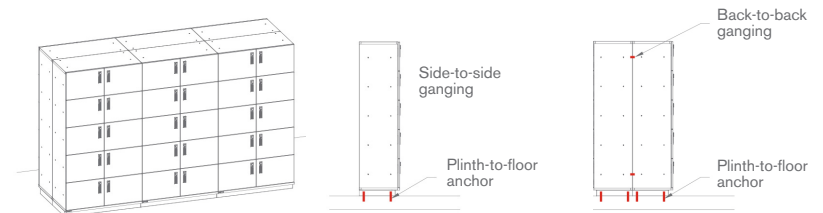
2. Alcove / Niche

- Blocking to be provided by contractor.
- Height of blocking corresponds with knock-outs in Heartwork unit to eliminate onsite drilling
- If blocking in the wall is not possible, blocking in the ceiling is recommended



3. Free-Standing Single or Double Row

- Requires plinth-to-floor anchors
- Anchors are selected and provided with order based on flooring (e.g. wood, cement, carpet, etc.)



In all installations, units shall be ganged side-to-side and also back-to-back where possible. Hardware is provided with each order

Basic Installation Guide

Here is a general overview of the installation process for a Heartwork Locker Wall. A complete installation guide will be provided with your order.

Each order also includes any necessary hardware.

1. Clear and clean space. Ensure flooring is as level as possible.
2. Place plinths in location and level. (If lockers attached to floor, use anchors to attach plinths to floor)
3. Place lockers on plinths, and attach with hardware provided
4. Gang units side-to-side and back-to-back, where possible, in two locations (four points) using knock outs. No drilling required.
5. Attach units to wall (or ceiling) via blocking or angle bracket
6. Adjust and align doors
7. Program lockers
8. Remove protective film
9. Wipe down with damp cloth with green cleaner
10. Enjoy!



HEARTWORKK®

[Heartwork.com](https://heartwork.com)
hello@heartwork.com
(888) 749 7003

Visit our showroom by
making an appointment
via phone or email.

29 West 30th Street
Suite 301
New York, NY 10001